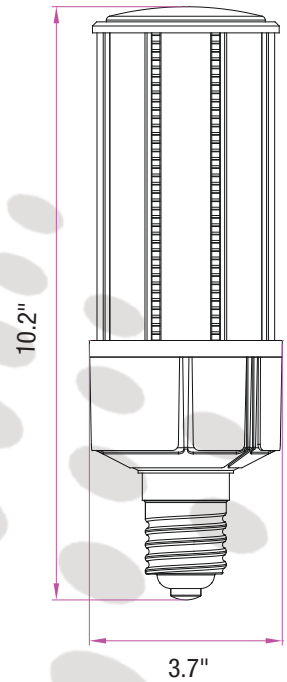


HD FPB Series

Indoor / Outdoor Lighting



Features

- UL listed for enclosed fixture
- IP64 Waterproof Rating
- Efficiency over 135 lumens per watt
- 360° Beam Angle
- Long lifespan and good heat dissipation
- No fixture to replace, easy installation
- Fits many different fixtures to replace traditional lamps

Recommended Use

- Security / Post Lights
- Streets / Parking Lots
- Outdoor Basketball / Tennis Courts
- Football Field / School Playground, Stadium
- Wide Open Areas / Warehouse

Advantage

- E39/E40 lamp base for higher wattage
- Internal driver, input voltage 100-277Vac.
- New style and high efficient wide-range input.
- Direct replacement for Metal Halide, Easy Installation.
- Big heat sink with a SUNON fan

Input Voltage

- 100-277Vac 50/60Hz

Qualification



HD FPB Series

Indoor / Outdoor Lighting

HD FPB Series Corn Bulbs	
SKU #	106609
MODEL #	BLTCLW60WE3957K
CONSUMPTION	60W
LUMEN	6800lm

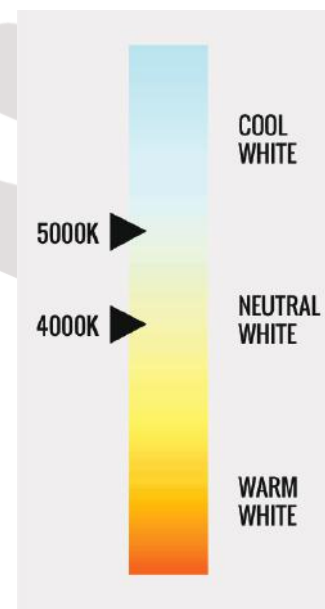
Specifications

COLOR TEMPERATURE	5700K
VIEWING ANGLE	360°
INPUT VOLTAGE	AC 100-277V, 50 - 60Hz
POWER FACTOR	>0.9
BASE TYPE	E39 / E40
WATERPROOF RATING	IP64
LED QUANTITY	416 PCS

Fixture Specifications

LED BRAND	EPISTAR
HOUSING	PC+AL (Fin)
HOUSING COLOR	White+Grey

CORRELATED
COLOR TEMPERATURE
(CCT)



Others

OPERATING TEMPERATURE	APPLICATION	CRI	BEAM ANGLE	DIMMABLE
-20°C TO 45°C	Indoor / Outdoor	>80	360°	No

Warranty & Qualification

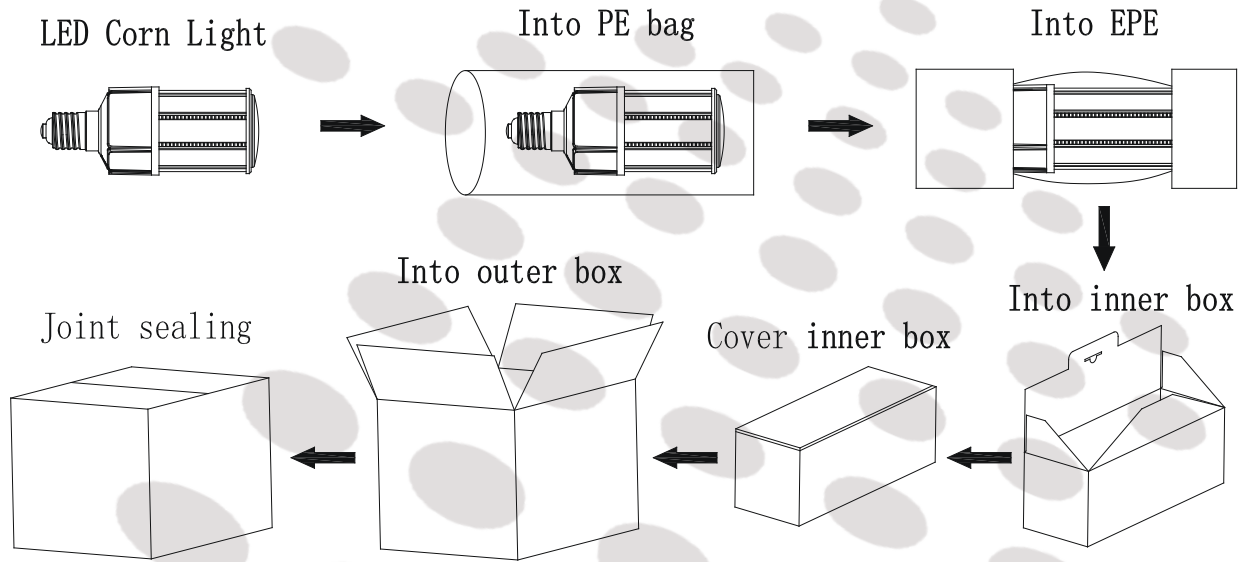
WARRANTY	UL LISTED	DLC
5-Year Limited	Yes	Yes

Due to continuous product improvement, information in this document is subject to change.
 Revision Date: 01/17/2019
 1939 Parker Ct Suite C Stone Mountain, GA 30087 | Phone: (866) 786-1117 |
www.beyondledtechnology.com

HD FPB Series

Indoor / Outdoor Lighting

Package

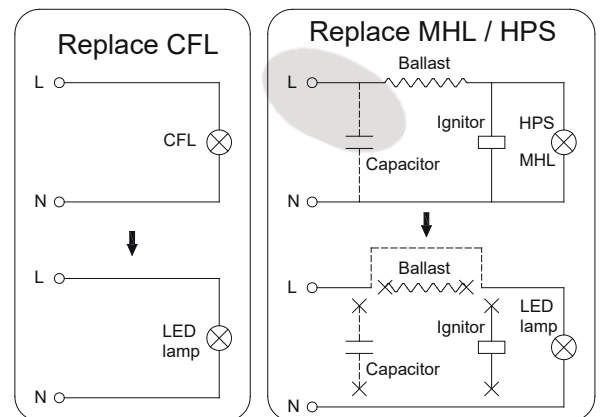


BOX TYPE	LAMPS NET WEIGHT	SIZE	QTY / CARTON	WEIGHT / CARTON
Inner Box	1.25 lbs	12.2" x 4.7" x 4.7"	1	1.6 lbs
Outer Box	15.2 lbs	19.5" x 14.8" x 12"	12	21.6 lbs

- Please turn off power before install or change assembly parts.
- The input voltage and lamps should be matched, after connecting the power line, please make sure the wiring section is insulated.
- Make sure to remove or bypass the ballast in the fixtures before install the lamps.
- Suitable for damp locations. Do not use with dimmers.
- Suitable for use in enclosed luminaires, min. lamp compartment dimensions: 13.4" x 7.9" x 7.9" Inches
- No-professionals, must not install and disassemble the lamps.

Notice For User

- Please turn off power before install or change assembly parts.
- The input voltage and lamps should be matched, after connecting the power line, Please make sure the wiring section is insulated
- Licensed Electrician Installation ONLY.



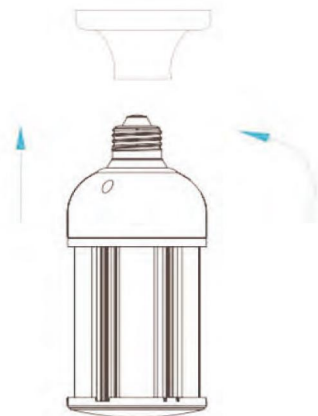
HD FL Series

Indoor / Outdoor Lighting

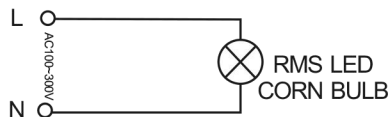

Installation Guide

For safety, all power MUST be disconnected prior to removal of existing lamps and installation of LED Corn Bulb.

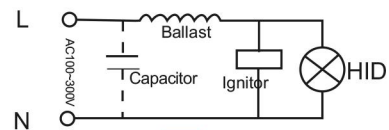
WARNING: Failure to disconnect power could result in serious injury or death. It is the end user's responsibility to consult a licensed electrician and check all local building codes before installation. Risk of fire. Fixtures are rated for use in 100-277Vac, 50-60HZ. Protected circuit and 90°C rated supply Risk of cut. The enclosed product may have sharp edges. Wear gloves to prevent cuts when handling, removing, installing, and maintaining.



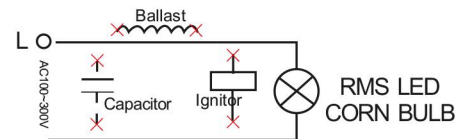
Replace CFL



Replace HID



Inductive Ballast



Due to continuous product improvement, information in this document is subject to change.

Revision Date: 01/16/2019

1939 Parker Ct Suite C Stone Mountain, GA 30087 | Phone: (866) 786-1117 |

www.beyondledtechnology.com

HD FPB Series

Indoor / Outdoor Lighting

Light Distribution Testing Parameters

DATA OF LAMP		PHOTOMETRIC DATA Eff: 110.90 lm/W			
MODEL	BLTCLW60WE3957K	I _{max} (cd)	1349	S/MH (C0/180)	3.16
NOMINAL POWER (W)	60	LOR (%)	100.0	S/MH (C90/270)	3.01
RATED VOLTAGE (V)	120	TOTAL FLUX (lm)	6473.3	η UP, DN (C0-180)	6.7, 44.2
NOMINAL FLUX (lm)	6473.28	CIE CLASS	SEMI-D.	η UP, DN (C180-360)	6.3, 42.8
LAMPS INSIDE	1	η up (%)	13.0	CIBSE SHR NOM	2.00
TEST VOLTAGE (V)	120.0	η down (%)	87.0	CIBSE SHR MAX	0.00

